

CLAUSE 35 OF EQUITY LISTING AGREEMENT WITH STOCK EXCHANGE

Annexure - A [Page - 1/2]

(I)(a): STATEMENT SHOWING SHAREHOLDING PATTERN

| | | | |
|---|--------------------------------------|--|---|
| Name of the Company (Scrip) : | | KLJ RESOURCES LIMITED | |
| Class of Security: | | EQUITY | |
| Scrip Code (CSE): | | 10021095 | |
| Quarter Ended: | | June 30, 2015 | |
| (I) | (II) | (III) | (IV) |
| Partly paid-up shares:- | No. of partly paid-up shares | As a % of total no. of partly paid-up shares | As a % of total no. of shares of the company |
| Held by public | 0 | 0 | 0.000 |
| Total : | 0 | 0 | 0.000 |
| Outstanding convertible securities:- | No. of outstanding securities | As a % of total No. of outstanding convertible securities | As a % of total no. of shares of the company, assuming full conversion of the convertible securities |
| Held by promoter/promoters group | 0 | 0 | 0.000 |
| Held by public | 0 | 0 | 0.000 |
| Total : | 0 | 0 | 0.000 |
| Warrants:- | No. of warrants | As a % of total no. of warrants | As a % of total no. of shares of the company, assuming full conversion of warrants |
| Held by promoter/promoters group | 0 | 0 | 0.00 |
| Held by public | 0 | 0 | 0.00 |
| Total : | 0 | 0 | 0.00 |
| Total paid-up capital of the company assuming full conversion of warrants and convertible securities | | 7,16,00,000/- (INR Seven Crore Sixteen Lac only) | |



CERTIFIED TO BE TRUE COPY

For KLJ Resources Ltd.

Company Secretary

Annexure - A [Page - 2/2]

(I)(a): STATEMENT SHOWING SHAREHOLDING PATTERN


| Name of the Company : | | KLJ RESOURCES LIMITED | | | | | | |
|--|--|-----------------------|------------------------|--|---|----------------------------|--|-----------------------|
| Scrip Code (CSE): | | 10021095 | | | | | | |
| Quarter Ended: | | June 30, 2015 | | | | | | |
| Category Code | Category of Shareholder | No of Share holders | Total Number of Shares | No of Shares held in dematerialized form | Total shareholding as a % of total number of shares | | Shares pledged or otherwise encumbered | |
| | | | | | As a percentage of (A+B) ¹ | As a percentage of (A+B+C) | Number of shares | As a percentage |
| (I) | (II) | (III) | (IV) | (V) | (VI) | (VII) | (VIII) | (IX)= (VIII)/(IV)*100 |
| (A) PROMOTER AND PROMOTER GROUP: | | | | | | | | |
| (1) INDIAN: | | | | | | | | |
| (a) | Indian Individuals / Hindu Undivided Family | 10 | 3730000 | 3725000 | 52.095 | 52.095 | 0 | 0.000 |
| (b) | Central Government / State Government(s) | 0 | 0 | 0 | 0.000 | 0.000 | 0 | 0.000 |
| (c) | Body Corporates | 2 | 649520 | 649500 | 9.072 | 9.072 | 0 | 0.000 |
| (d) | Financial Institutions / Banks | 0 | 0 | 0 | 0.000 | 0.000 | 0 | 0.000 |
| (e) | Any Other | 0 | 0 | 0 | 0.000 | 0.000 | 0 | 0.000 |
| Sub Total (A) (1) | | 12 | 4379520 | 4374500 | 61.166 | 61.166 | 0 | 0.000 |
| (2) FOREIGN: | | | | | | | | |
| (a) | Individuals (Non Resident Individuals / Foreign Individuals) | 0 | 0 | 0 | 0.000 | 0.000 | 0 | 0.000 |
| (b) | Bodies Corporate | 0 | 0 | 0 | 0.000 | 0.000 | 0 | 0.000 |
| (c) | Institutions | 0 | 0 | 0 | | | 0 | 0.000 |
| (d) | Any Other | 0 | 0 | 0 | | 0.000 | 0 | 0.000 |
| Sub Total (A) (2) | | 0 | 0 | 0 | 0.000 | 0.000 | 0 | 0.000 |
| TOTAL SHAREHOLDING OF PROMOTER AND PROMOTER GROUP | | 12 | 4379520 | 4374500 | 61.166 | 61.166 | 0 | 0.000 |
| A= (A)(1) + (A)(2) | | | | | | | | |
| (B) PUBLIC SHAREHOLDING: | | | | | | | | |
| (1) INSTITUTIONS: | | | | | | | | |
| (a) | Mutual Funds & UTI | 0 | 0 | 0 | 0.000 | 0.000 | N.A | N.A |
| (b) | Financial Institutions / Banks | 0 | 0 | 0 | 0.000 | 0.000 | | |
| (c) | Central Government / State Government(s) | 0 | 0 | 0 | 0.000 | 0.000 | | |
| (d) | Venture Capital Funds | 0 | 0 | 0 | 0.000 | 0.000 | | |
| (e) | Insurance Companies | 0 | 0 | 0 | 0.000 | 0.000 | | |
| (f) | Foreign Institutional Investors (SEBI-registered) | 0 | 0 | 0 | 0.000 | 0.000 | | |
| (g) | Foreign Venture Capital Investors | 0 | 0 | 0 | 0.000 | 0.000 | | |
| (h) | Others | | | | 0.000 | 0.000 | | |
| Sub Total (B) (1) | | 0 | 0 | 0 | 0.000 | 0.000 | | |
| (2) NON-INSTITUTIONS: | | | | | | | | |
| (a) | Bodies Corporate | 5 | 2705725 | 2660500 | 37.789 | 37.789 | N.A | N.A |
| (b) | i) Individuals shareholders holding nominal sharecapital up to Rs. 1 Lakh | 631 | 74755 | 280 | 1.044 | 1.044 | | |
| | ii) Individuals shareholders holding nominal sharecapital excess of Rs. 1 Lakh | 0 | 0 | 0 | 0.000 | 0.000 | | |
| (c) | Any Others | 0 | 0 | 0 | 0.000 | 0.000 | | |
| Sub Total (B) (2) | | 636 | 2780480 | 2660760 | 38.834 | 38.834 | 0 | 0.000 |
| Total Public Shareholding B= (B)(1) + (B)(2) | | 636 | 2780480 | 2660760 | 38.834 | 38.834 | 0 | 0.000 |
| Total Shareholding (A) + (B) | | 648 | 7160000 | 7035260 | 100.000 | 100.000 | 0 | 0.000 |
| (C) | Shares held by Custodians and against which Depository Receipts have been issued | 0 | 0 | 0 | 0 | 0.000 | 0 | 0.00 |
| Grand Total (A)+(B)+ (C) | | 648 | 7160000 | 7035260 | 100.000 | 100.000 | 0 | 0.000 |

NOTES: NO ANY NOTES



CERTIFIED TO BE TRUE COPY


For KLJ Resources Ltd.


 Company Secretary

Annexure II - (I) (b)

(I)(b): Statement showing holding of securities (including shares, warrants, convertible securities) of persons belonging to the category "Promoter and Promoter Group"

| Name of the Company (Scrip): | | KLJ RESOURCES LIMITED | | | | | | | | | | |
|------------------------------|---|------------------------|-----------------------------------|-----------------------|--|-------------------------|---|---------------------------------------|---|--|----------------|--|
| Scrip Code(CSE): | | 10021095 | | | | | | | | | | |
| Quarter Ended: | | June 30, 2015 | | | | | | | | | | |
| Sr. No. | Name of the Shareholder | Details of Shares held | | Encumbered shares (*) | | Details of warrants | | Details of convertible securities | | Total shares (including underlying shares assuming full conversion of warrants and convertible securities) as a % of diluted share capital | | |
| | | Number | As a % of grand total (A)+(B)+(C) | Number | As a % of grand total (A)+(B)+(C) of sub-clause (I)(a) | Number of warrants held | As a % total number of warrants of the same class | Number of convertible securities held | As a % total number of convertible securities of the same class | | | |
| (I) | (II) | (III) | (IV) | (V) | (VI)=(V)/(III) * 100 | (VII) | (VIII) | (IX) | (X) | (XI) | (XII) | |
| 1 | HEMANT JAIN | 875000 | 12.221% | 0 | 0.000% | 0.000% | 0 | 0.000% | 0 | 0.000% | 12.221% | |
| 2 | KANHAYA LAL JAIN | 650000 | 9.078% | 0 | 0.000% | 0.000% | 0 | 0.000% | 0 | 0.000% | 9.078% | |
| 3 | KAMAL JAIN | 875000 | 12.221% | 0 | 0.000% | 0.000% | 0 | 0.000% | 0 | 0.000% | 12.221% | |
| 4 | PUSHP JAIN | 875000 | 12.221% | 0 | 0.000% | 0.000% | 0 | 0.000% | 0 | 0.000% | 12.221% | |
| 5 | SUSHILA JAIN | 450000 | 6.285% | 0 | 0.000% | 0.000% | 0 | 0.000% | 0 | 0.000% | 6.285% | |
| 6 | Master Siddhant Jain holding Equity Shares through his guardian Mr. Hemant Jain | 1000 | 0.014% | 0 | 0.000% | 0.000% | 0 | 0.000% | 0 | 0.000% | 0.014% | |
| 7 | Ms. Harshita Jain holding Equity Shares through her guardian Mr. Pushp Jain | 1000 | 0.014% | 0 | 0.000% | 0.000% | 0 | 0.000% | 0 | 0.000% | 0.014% | |
| 8 | Master Harsh Jain holding Equity Shares through his guardian Mr. Pushp Jain | 1000 | 0.014% | 0 | 0.000% | 0.000% | 0 | 0.000% | 0 | 0.000% | 0.014% | |
| 9 | Master Chetan Jain holding Equity Shares through his guardian Mr. Kamal Jain | 1000 | 0.014% | 0 | 0.000% | 0.000% | 0 | 0.000% | 0 | 0.000% | 0.014% | |
| 10 | Master Karan Jain holding Equity Shares through his guardian Mr. Kamal Jain | 1000 | 0.014% | 0 | 0.000% | 0.000% | 0 | 0.000% | 0 | 0.000% | 0.014% | |
| 11 | SUPREME E-SOLUTIONS PVT LTD | 349520 | 4.881% | 0 | 0.000% | 0.000% | 0 | 0.000% | 0 | 0.000% | 4.881% | |
| 12 | TIMES TECHNOFT PVT LTD | 300000 | 4.190% | 0 | 0.000% | 0.000% | 0 | 0.000% | 0 | 0.000% | 4.190% | |
| TOTAL: | | 4379520 | 61.166% | 0 | 0.000% | 0.000% | 0 | 0.000% | 0 | 0.000% | 61.166% | |



CERTIFIED TO BE TRUE COPY

For KLJ Resources Ltd.

Company Secretary

CIN - L67120WB1986PLC041487

Annexure II - (I) (c)(i)**(I)(c)(i): Statement showing holding of securities (including shares, warrants, convertible securities) of persons belonging to the category "Public" and holding more than 1% of the total number of shares**

| Name of the Company (Scrip) : | | KLJ RESOURCES LIMITED | | | | | | |
|--------------------------------------|-------------------------------------|------------------------------|--|-------------------------|---|---------------------------------------|--|--|
| Scrip Code(CSE): | | 10021095 | | | | | | |
| Quarter Ended: | | June 30, 2015 | | | | | | |
| Sr. No | Name of the Shareholder | Details of Shares held | | Details of warrants | | Details of convertible securities | | Total shares (including underlying shares assuming full conversion of warrants and convertible securities) as a % of diluted share capital |
| | | No of Shares held | Shares as a percentage of total number of shares (i.e., Grand Total (A)+(B)+(C) indicated in Statement at para (I)(a) above} | Number of warrants held | As a % total number of warrants of the same class | Number of convertible securities held | % w.r.t total number of convertible securities of the same class | |
| 1 | BHADANI FINANCERS PVT LTD | 800000 | 11.173% | 0 | 0.000% | 0 | 0.000% | 11.173% |
| 2 | SIDDHISHREE VINCOM PVT LTD | 806015 | 11.257% | 0 | 0.000% | 0 | 0.000% | 11.257% |
| 3 | MANGALSHREE SUPPLIERS PVT LTD | 598810 | 8.363% | 0 | 0.000% | 0 | 0.000% | 8.363% |
| 4 | PIONEER INFRA CONSTRUCTIONS PVT LTD | 500500 | 6.990% | 0 | 0.000% | 0 | 0.000% | 6.990% |
| TOTAL: | | 2705325 | 37.784% | 0 | 0.000% | 0 | 0.000% | 37.784% |

**CERTIFIED TO BE TRUE COPY**

For KLJ Resources Ltd.

Company Secretary


CIN - L67120WB1986PLC041487

Annexure II - (I) (c) (ii)**(I)(c)(ii): Statement showing holding of securities (including shares, warrants, convertible securities) of persons (together with PAC) belonging to the category "Public" and holding more than 5% of the total number of shares of the Company**

| Name of the Company (Scrip) : | | KLJ RESOURCES LIMITED | | | | | | |
|--------------------------------------|-------------------------------------|------------------------------|--|-------------------------|---|---------------------------------------|--|--|
| Scrip Code(CSE): | | 10021095 | | | | | | |
| Quarter Ended: | | June 30, 2015 | | | | | | |
| Sr. No | Name of the Shareholder | Details of Shares held | | Details of warrants | | Details of convertible securities | | Total shares (including underlying shares assuming full conversion of warrants and convertible securities) as a % of diluted share capital |
| | | No of Shares held | Shares as a percentage of total number of shares (i.e., Grand Total (A)+(B)+(C) indicated in Statement at para (I)(a) above) | Number of warrants held | As a % total number of warrants of the same class | Number of convertible securities held | % w.r.t total number of convertible securities of the same class | |
| 1 | BHADANI FINANCERS PVT LTD | 800000 | 11.173% | 0 | 0.000% | 0 | 0.000% | 11.173% |
| 2 | SIDDHISHREE VINCOM PVT LTD | 806015 | 11.257% | 0 | 0.000% | 0 | 0.000% | 11.257% |
| 3 | MANGALSHREE SUPPLIERS PVT LTD | 598810 | 8.363% | 0 | 0.000% | 0 | 0.000% | 8.363% |
| 4 | PIONEER INFRA CONSTRUCTIONS PVT LTD | 500500 | 6.990% | 0 | 0.000% | 0 | 0.000% | 6.990% |
| TOTAL: | | 2705325 | 37.784% | 0 | 0.000% | 0 | 0.000% | 37.784% |

**CERTIFIED TO BE TRUE COPY**

For KLJ Resources Ltd.


 Company Secretary

CIN - L67120WB1986PLC041487

Annexure II - (I) (d)

(I)(c): Statement showing details of locked-in shares

| Name of the Company : | | KLJ RESOURCES LIMITED | | |
|------------------------------|--------------------------------|-------------------------------|---|---|
| Scrip Code (CSE): | | 10021095 | | |
| Quarter Ended: | | June 30, 2015 | | |
| Sr. No. | Name of the Shareholder | No of locked-in Shares | Locked-in Shares as a % of total number of shares (i.e., Grand Total (A) +(B)+ (C) indicated in Statement at para (I) (a) above) | Promoter / Promoter Group / Public |
| 1 | NIL | NIL | NIL | NIL |
| 2 | NIL | NIL | NIL | NIL |
| 3 | NIL | NIL | NIL | NIL |
| TOTAL | | NIL | NIL | NIL |




CERTIFIED TO BE TRUE COPY

For KLJ Resources Ltd.

[Handwritten Signature]
Company Secretary

CIN - L67120WB1986PLC041487

| Annexure II - (II) (a) | | | | |
|--|---|-------------------------|---|---|
| (II)(a): Statement showing details of Depository Receipts(DRs) | | | | |
| Name of the Company : | | KLJ RESOURCES LIMITED | | |
| Scrip Code (CSE): | | 10021095 | | |
| Quarter Ended: | | June 30, 2015 | | |
| Sr. No. | Type of outstanding DR (ADRs, GDRs, SDRs, etc.) | Type of outstanding DRs | No of Shares underlying outstanding DRs | Shares underlying outstanding DRs as a % of total no of shares{i.e.,Grand Total (A) +(B)+ (C) indicated in Statement at para (1) (a)} |
| 1 | NIL | NIL | NIL | NIL |
| 2 | NIL | NIL | NIL | NIL |
| 3 | NIL | NIL | NIL | NIL |
| TOTAL: | | NIL | NIL | NIL |



CERTIFIED TO BE TRUE COPY

For KLJ Resources Ltd.

[Handwritten Signature]
Company Secretary

CIN - L67120WB1986PLC041487

Annexure II - (II) (b)

(II)(b): Statement showing holding of Depository Receipts(DRs) where underlying shares are in excess of 1% of the total number of shares

| Name of the Company : | | KLJ RESOURCES LIMITED | | |
|------------------------------|-------------------|---|--|---|
| Scrip Code (CSE): | | 10021095 | | |
| Quarter Ended: | | June 30, 2015 | | |
| Sr. No. | 31.09.2014 | Type of outstanding DR(ADRs,GDRs,SDRs,etc) | No of Shares underlying outstanding DRs | Shares underlying outstanding DRs as a % of total no. of shares{i.e.,Grand Total (A) +(B)+ (C) indicated in Statement at para (1) (a)} |
| 1 | NIL | NIL | NIL | NIL |
| 2 | NIL | NIL | NIL | NIL |
| 3 | NIL | NIL | NIL | NIL |
| TOTAL: | | NIL | NIL | NIL |



CERTIFIED TO BE TRUE COPY

For **KLJ Resources Ltd.**

[Signature]
Company Secretary